





District Health Assessment for Multiple District 316 through June 2025

		Clubs							Membership							Member Strength		Cancellation		Reports			Finance	Leadership			
District Name	Status/ Number of Months in Status *	Active Clubs	Clubs in Status Quo	Total Clubs	% Status Quo Clubs in Financial Suspension	New Clubs	Cancelled Clubs	YTD Net Club Gain/Loss	Current Members In Active Clubs	Current Members In Status Quo Clubs	Current Total Members Count	YTD Add	YTD Drop	YTD NetGrowth (includes Active and Status Quo)	YTD NetGrowth% (includes Active and Status Quo)	Member Count 12 Months Ago	Average Member Count Per Club	% of Clubs with less than 20 members	Average Cancelled Club Age	Members Lost Due to Cancelled Clubs	% of Clubs Reporting Service	% No MMR in 3 Months	% No Officer Report in 12 months	% of Clubs with balance 90+ days	Number of Zone Chairs Recorded	Number of Region Chairs Recorded	District Officers Vacancies **
316 A		64	0	64	0%	6	7	-1	2483	0	2483	701	676	25	1.02%	2,457	39	20%	9	168	97%	19%	2%	11%	12	5	
316 B		63	0	63	0%	9	6	3	2024	0	2024	660	385	275	15.72%	1,749	32	35%	5	73	71%	19%	2%	13%	12	4	
316 D		97	0	97	0%	7	13	-6	2995	0	2995	825	753	72	2.46%	2,923	31	40%	5	292	99%	11%	0%	9%	19	6	2nd VDG,GLT
316 G		72	0	72	0%	3	2	1	2814	0	2814	384	281	103	3.80%	2,711	39	24%	11	0	71%	14%	0%	6%	0	0	
316 H		44	1	45	100%	10	12	-2	1720	15	1735	935	905	30	1.76%	1,705	39	33%	7	659	29%	36%	4%	4%	10	3	
316 J		55	0	55	0%	3	3	0	2108	0	2108	413	425	-12	-0.57%	2,120	38	44%	4	35	55%	22%	4%	0%	12	5	
		395	1	396	100%	38	43	-5	14144	15	14159	3918	3425	493	3.61%	13,665	36	33%	6	1,227	75%	18%	2%	8%	65	23	



District Health Assessment for Multiple District 317 through June 2025

		Clubs							Membership							Member Strength		Cancellation		Reports			Finance	Leadership			
District Name	Status/ Number of Months in Status *	Active Clubs	Clubs in Status Quo	Total Clubs	% Status Quo Clubs in Financial Suspension	New Clubs	Cancelled Clubs	YTD Net Club Gain/Loss	Current Members In Active Clubs	Current Members In Status Quo Clubs	Current Total Members Count	YTD Add	YTD Drop	YTD NetGrowth (includes Active and Status Quo)	YTD NetGrowth% (includes Active and Status Quo)	Member Count 12 Months Ago	Average Member Count Per Club	% of Clubs with less than 20 members	Average Cancelled Club Age	Members Lost Due to Cancelled Clubs	% of Clubs Reporting Service	% No MMR in 3 Months	% No Officer Report in 12 months	% of Clubs with balance 90+ days	Number of Zone Chairs Recorded	Number of Region Chairs Recorded	District Officers Vacancies **
317 A		77	0	77	0%	8	9	-1	2200	0	2200	624	611	13	0.59%	2,186	29	34%	6	96	100%	12%	1%	1%	20	7	
317 G		93	0	93	0%	10	14	-4	2747	0	2747	756	983	-227	-7.63%	2,980	30	25%	9	338	91%	28%	2%	2%	20	8	
317 B		108	1	109	100%	4	7	-3	3567	6	3573	523	956	-433	-10.81%	4,007	33	23%	8	391	98%	11%	0%	2%	27	12	
317 C		102	1	103	0%	1	12	-11	2746	29	2775	405	599	-194	-6.53%	2,970	27	36%	5	153	99%	14%	1%	2%	24	9	GST
317 D		116	0	116	0%	6	9	-3	4323	0	4323	547	802	-255	-5.57%	4,578	37	18%	6	144	97%	13%	0%	13%	28	11	
317 E		74	0	74	0%	11	9	2	2349	0	2349	618	609	9	0.38%	2,340	32	20%	5	143	96%	14%	4%	0%	14	6	
317 F		87	0	87	0%	7	2	5	2225	0	2225	630	436	194	9.55%	2,030	26	38%	3	26	95%	9%	2%	0%	19	7	
		657	2	659	50%	47	62	-15	20157	35	20192	4103	4996	-893	-4.24%	21,091	31	27%	6	1,291	97%	14%	1%	3%	152	60	




District Health Assessment for Multiple District 318 through June 2025

District Name	Status/ Number of Months in Status *	Clubs						Membership								Member Strength		Cancellation		Reports			Finance	Leadership			
		Active Clubs	Clubs in Status Quo	Total Clubs	% Status Quo Clubs in Financial Suspension	New Clubs	Cancelled Clubs	YTD Net Club Gain/Loss	Current Members In Active Clubs	Current Members In Status Quo Clubs	Current Total Members Count	YTD Add	YTD Drop	YTD NetGrowth (includes Active and Status Quo)	YTD NetGrowth% (includes Active and Status Quo)	Member Count 12 Months Ago	Average Member Count Per Club	% of Clubs with less than 20 members	Average Cancelled Club Age	Members Lost Due to Cancelled Clubs	% of Clubs Reporting Service	% No MMR in 3 Months	% No Officer Report in 12 months	% of Clubs with balance 90+ days	Number of Zone Chairs Recorded	Number of Region Chairs Recorded	District Officers Vacancies **
318 A		146	0	146	0%	5	12	-7	4016	0	4016	674	975	-301	-6.97%	4,316	28	37%	4	159	99%	20%	0%	1%	35	18	
318 B		122	0	122	0%	10	9	1	3584	0	3584	616	474	142	4.13%	3,442	29	28%	10	162	90%	40%	2%	5%	30	14	
318 C		168	0	168	0%	16	10	6	5658	0	5658	1097	788	309	5.78%	5,350	34	14%	3	193	92%	24%	0%	7%	38	17	
318 D		216	0	216	0%	25	9	16	7350	0	7350	1767	1271	496	7.24%	6,854	34	21%	9	147	94%	16%	0%	0%	41	21	
318 E		164	0	164	0%	8	31	-23	5920	0	5920	1000	1469	-469	-7.34%	6,389	36	15%	5	543	99%	6%	2%	2%	41	21	
		816	0	816	0%	64	71	-7	26528	0	26528	5154	4977	177	0.67%	26,351	33	22%	6	1,204	95%	20%	1%	3%	185	91	



District Health Assessment for Multiple District 320 through June 2025

		Clubs							Membership							Member Strength		Cancellation		Reports			Finance		Leadership		
District Name	Status/ Number of Months in Status *	Active Clubs	Clubs in Status Quo	Total Clubs	% Status Quo Clubs in Financial Suspension	New Clubs	Cancelled Clubs	YTD Net Club Gain/Loss	Current Members In Active Clubs	Current Members In Status Quo Clubs	Current Total Members Count	YTD Add	YTD Drop	YTD NetGrowth (includes Active and Status Quo)	YTD NetGrowth% (includes Active and Status Quo)	Member Count 12 Months Ago	Average Member Count Per Club	% of Clubs with less than 20 members	Average Cancelled Club Age	Members Lost Due to Cancelled Clubs	% of Clubs Reporting Service	% No MMR in 3 Months	% No Officer Report in 12 months	% of Clubs with balance 90+ days	Number of Zone Chairs Recorded	Number of Region Chairs Recorded	District Officers Vacancies **
320 A		85	1	86	100%	8	11	-3	3575	10	3585	1102	971	131	3.79%	3,456	42	26%	4	262	100%	17%	0%	6%	21	7	
320 B		61	0	61	0%	13	12	1	2260	0	2260	777	573	204	9.92%	2,060	37	23%	4	199	97%	20%	2%	20%	14	5	
320 C		66	0	66	0%	9	6	3	2036	0	2036	608	538	70	3.56%	1,966	31	26%	5	139	52%	27%	2%	11%	0	0	
320 D		128	0	128	0%	8	24	-16	4319	0	4319	1577	1508	69	1.62%	4,250	34	32%	5	544	87%	17%	1%	25%	29	9	
320 E		73	0	73	0%	15	15	0	3566	0	3566	1139	1415	-276	-7.18%	3,842	49	18%	7	492	92%	12%	1%	18%	0	0	
320 F		75	0	75	0%	7	20	-13	2911	0	2911	1141	1114	27	0.94%	2,884	39	23%	3	463	73%	13%	3%	21%	18	6	
320 G		95	4	99	100%	12	20	-8	3249	58	3307	1417	1326	91	2.83%	3,219	34	38%	4	350	96%	16%	0%	9%	25	9	
320 H		47	1	48	100%	8	6	2	1910	9	1919	657	470	187	10.80%	1,732	41	15%	3	176	100%	27%	0%	6%	11	4	2nd VDG
		630	6	636	100%	80	114	-34	23826	77	23903	8418	7915	503	2.15%	23,409	38	27%	4	2,625	87%	18%	1%	15%	118	40	



District Health Assessment for Multiple District 321 through June 2025

District Name	Status/ Number of Months in Status *	Clubs							Membership							Member Strength		Cancellation		Reports			Finance	Leadership			
		Active Clubs	Clubs in Status Quo	Total Clubs	% Status Quo Clubs in Financial Suspension	New Clubs	Cancelled Clubs	YTD Net Club Gain/Loss	Current Members In Active Clubs	Current Members In Status Quo Clubs	Current Total Members Count	YTD Add	YTD Drop	YTD NetGrowth (includes Active and Status Quo)	YTD NetGrowth% (includes Active and Status Quo)	Member Count 12 Months Ago	Average Member Count Per Club	% of Clubs with less than 20 members	Average Cancelled Club Age	Members Lost Due to Cancelled Clubs	% of Clubs Reporting Service	% No MMR in 3 Months	% No Officer Report in 12 months	% of Clubs with balance 90+ days	Number of Zone Chairs Recorded	Number of Region Chairs Recorded	District Officers Vacancies **
321A1		54	0	54	0%	3	8	-5	1574	0	1574	350	260	90	6.06%	1,484	29	24%	6	47	98%	26%	4%	11%	10	4	
321A2		150	0	150	0%	12	14	-2	3338	0	3338	856	998	-142	-4.08%	3,480	22	44%	8	255	75%	21%	1%	3%	38	11	
321A3		128	0	128	0%	9	5	4	2323	0	2323	684	566	118	5.35%	2,203	18	68%	5	58	53%	18%	0%	0%	26	9	
321B1		101	0	101	0%	18	20	-2	2714	0	2714	1137	1080	57	2.15%	2,660	27	41%	6	433	57%	20%	0%	5%	19	12	
321B2		64	0	64	0%	6	17	-11	1449	0	1449	393	661	-268	-15.61%	1,718	23	42%	5	316	52%	19%	11%	0%	14	7	
321C1		168	0	168	0%	9	11	-2	4178	0	4178	795	859	-64	-1.51%	4,243	25	49%	10	148	89%	25%	6%	4%	42	19	
321C2		74	0	74	0%	5	14	-9	2529	0	2529	562	546	16	0.64%	2,513	34	26%	10	147	32%	20%	5%	4%	16	8	GLT
321 D		157	0	157	0%	16	13	3	4134	0	4134	1840	1668	172	4.34%	3,965	26	52%	13	439	31%	20%	3%	1%	30	18	
321 E		95	1	96	100%	7	6	1	2968	22	2990	714	657	57	1.94%	2,936	31	24%	16	101	59%	24%	4%	9%	29	14	
321 F		180	0	180	0%	27	10	17	4837	0	4837	1460	1129	331	7.35%	4,506	27	35%	6	315	100%	22%	2%	2%	44	12	
		1171	1	1172	100%	112	118	-6	30044	22	30066	8791	8424	367	1.24%	29,708	26	43%	8	2,259	67%	21%	3%	3%	268	114	



District Health Assessment for Multiple District 322 through June 2025

District Name	Status/ Number of Months in Status *	Clubs							Membership							Member Strength		Cancellation		Reports			Finance	Leadership			
		Active Clubs	Clubs in Status Quo	Total Clubs	% Status Quo Clubs in Financial Suspension	New Clubs	Cancelled Clubs	YTD Net Club Gain/Loss	Current Members In Active Clubs	Current Members In Status Quo Clubs	Current Total Members Count	YTD Add	YTD Drop	YTD NetGrowth (includes Active and Status Quo)	YTD NetGrowth% (includes Active and Status Quo)	Member Count 12 Months Ago	Average Member Count Per Club	% of Clubs with less than 20 members	Average Cancelled Club Age	Members Lost Due to Cancelled Clubs	% of Clubs Reporting Service	% No MMR in 3 Months	% No Officer Report in 12 months	% of Clubs with balance 90+ days	Number of Zone Chairs Recorded	Number of Region Chairs Recorded	District Officers Vacancies **
322 A		88	0	88	0%	7	14	-7	2840	0	2840	680	1347	-667	-19.02%	3,509	32	22%	13	341	72%	11%	0%	3%	17	6	
322 B1		90	0	90	0%	15	10	5	4066	0	4066	1310	973	337	9.04%	3,729	45	8%	3	244	92%	8%	0%	16%	13	0	
322 B2		92	0	92	0%	15	10	5	3078	0	3078	954	692	262	9.30%	2,830	33	25%	3	128	87%	13%	1%	14%	18	8	
322C1		113	0	113	0%	12	13	-1	3357	0	3357	753	725	28	0.84%	3,327	30	27%	9	269	96%	14%	3%	8%	22	9	
322C2		57	0	57	0%	14	5	9	2392	0	2392	682	464	218	10.03%	2,174	42	11%	8	109	91%	11%	0%	19%	16	7	
322C3		86	1	87	100%	6	21	-15	3067	0	3067	428	1052	-624	-16.91%	3,691	36	31%	9	393	94%	13%	0%	16%	18	8	GLT
322C4		47	0	47	0%	3	4	-1	1410	0	1410	322	410	-88	-5.87%	1,498	30	32%	8	81	64%	28%	0%	19%	11	5	
322C5		41	0	41	0%	5	5	0	1377	0	1377	257	228	29	2.15%	1,349	34	20%	6	124	100%	22%	2%	15%	8	3	
322 D		76	0	76	0%	8	2	6	2839	0	2839	530	398	132	4.88%	2,707	37	18%	9	24	72%	9%	0%	12%	17	8	
322 E		155	0	155	0%	5	7	-2	5057	0	5057	1389	792	597	13.39%	4,460	33	48%	4	70	47%	17%	4%	5%	41	19	
322 F		105	1	106	100%	12	10	2	3452	16	3468	933	1081	-148	-4.09%	3,617	33	29%	6	284	76%	8%	1%	14%	19	0	
322 H		61	0	61	0%	7	10	-3	1628	0	1628	410	591	-181	-10.01%	1,809	27	15%	2	218	51%	15%	3%	21%	12	5	
322 G		89	0	89	0%	13	9	4	4072	0	4072	968	809	159	4.06%	3,913	46	11%	4	161	70%	18%	4%	27%	17	5	
		1100	2	1102	100%	122	120	2	38635	16	38651	9616	9562	54	0.14%	38,613	35	25%	7	2,446	76%	14%	2%	13%	229	83	



District Health Assessment for Multiple District 3231 through June 2025

District Name	Status/ Number of Months in Status *	Clubs							Membership							Member Strength		Cancellation		Reports			Finance	Leadership			
		Active Clubs	Clubs in Status Quo	Total Clubs	% Status Quo Clubs in Financial Suspension	New Clubs	Cancelled Clubs	YTD Net Club Gain/Loss	Current Members In Active Clubs	Current Members In Status Quo Clubs	Current Total Members Count	YTD Add	YTD Drop	YTD NetGrowth (includes Active and Status Quo)	YTD NetGrowth% (includes Active and Status Quo)	Member Count 12 Months Ago	Average Member Count Per Club	% of Clubs with less than 20 members	Average Cancelled Club Age	Members Lost Due to Cancelled Clubs	% of Clubs Reporting Service	% No MMR in 3 Months	% No Officer Report in 12 months	% of Clubs with balance 90+ days	Number of Zone Chairs Recorded	Number of Region Chairs Recorded	District Officers Vacancies **
3231A1		44	0	44	0%	1	1	0	1332	0	1332	181	169	12	0.91%	1,320	30	59%	9	0	64%	23%	5%	0%	8	4	
3231A2		66	0	66	0%	3	5	-2	2260	0	2260	513	500	13	0.58%	2,250	34	41%	11	46	71%	15%	3%	11%	12	5	
3231A3		119	0	119	0%	5	13	-8	4555	0	4555	679	909	-230	-4.81%	4,779	38	42%	10	145	66%	16%	0%	1%	9	5	
3231A4		59	0	59	0%	6	2	4	1994	0	1994	688	394	294	17.29%	1,723	34	29%	2	32	81%	10%	0%	3%	12	4	
		288	0	288	0%	15	21	-6	10141	0	10141	2061	1972	89	0.89%	10,072	35	42%	9	223	70%	16%	1%	3%	41	18	



District Health Assessment for Multiple District 3232 through June 2025

District Name	Status/ Number of Months in Status *	Clubs							Membership							Member Strength		Cancellation		Reports			Finance	Leadership			
		Active Clubs	Clubs in Status Quo	Total Clubs	% Status Quo Clubs in Financial Suspension	New Clubs	Cancelled Clubs	YTD Net Club Gain/ Loss	Current Members In Active Clubs	Current Members In Status Quo Clubs	Current Total Members Count	YTD Add	YTD Drop	YTD NetGrowth (includes Active and Status Quo)	YTD NetGrowth% (includes Active and Status Quo)	Member Count 12 Months Ago	Average Member Count Per Club	% of Clubs with less than 20 members	Average Cancelled Club Age	Members Lost Due to Cancelled Clubs	% of Clubs Reporting Service	% No MMR in 3 Months	% No Officer Report in 12 months	% of Clubs with balance 90+ days	Number of Zone Chairs Recorded	Number of Region Chairs Recorded	District Officers Vacancies **
3232B1		34	2	36	100%	4	7	-3	1728	34	1762	682	661	21	1.21%	1,742	51	14%	3	171	97%	17%	0%	28%	7	4	
3232B2		49	0	50	0%	6	23	-17	2511	0	2511	1251	1579	-328	-11.55%	2,839	51	10%	2	912	88%	22%	4%	36%	0	0	
3232B3		40	0	40	0%	8	20	-12	2381	0	2381	1698	1901	-203	-7.86%	2,582	60	15%	3	1,032	100%	10%	0%	48%	6	4	GMT
3232B4		51	2	53	100%	4	13	-9	4424	13	4437	3451	2063	1388	45.52%	3,049	87	15%	4	863	98%	38%	11%	28%	6	4	
3232F1		115	0	115	0%	10	11	-1	4212	0	4212	1993	1021	972	30.00%	3,240	37	57%	6	546	100%	23%	2%	3%	16	8	
3232F2		91	1	92	100%	6	14	-8	2738	16	2754	424	711	-287	-9.44%	3,038	30	36%	4	178	98%	24%	4%	3%	15	6	
3232 J		58	0	58	0%	1	14	-13	1713	0	1713	451	885	-434	-20.21%	2,169	30	43%	4	283	100%	22%	3%	9%	9	5	
		438	5	444	100%	39	102	-63	19707	63	19770	9950	8821	1129	6.06%	18,659	45	33%	4	3,985	98%	23%	4%	17%	59	31	



District Health Assessment for Multiple District 3233 through June 2025

District Name	Status/ Number of Months in Status *	Clubs							Membership							Member Strength		Cancellation		Reports			Finance	Leadership			
		Active Clubs	Clubs in Status Quo	Total Clubs	% Status Quo Clubs in Financial Suspension	New Clubs	Cancelled Clubs	YTD Net Club Gain/Loss	Current Members In Active Clubs	Current Members In Status Quo Clubs	Current Total Members Count	YTD Add	YTD Drop	YTD NetGrowth (includes Active and Status Quo)	YTD NetGrowth% (includes Active and Status Quo)	Member Count 12 Months Ago	Average Member Count Per Club	% of Clubs with less than 20 members	Average Cancelled Club Age	Members Lost Due to Cancelled Clubs	% of Clubs Reporting Service	% No MMR in 3 Months	% No Officer Report in 12 months	% of Clubs with balance 90+ days	Number of Zone Chairs Recorded	Number of Region Chairs Recorded	District Officers Vacancies **
3233 C		128	0	128	0%	5	7	-2	2507	0	2507	382	662	-280	-10.05%	2,795	20	64%	6	91	94%	17%	0%	1%	31	13	
3233E1		213	0	213	0%	12	19	-7	6216	0	6216	2212	1641	571	10.12%	5,637	29	52%	6	288	99%	23%	5%	1%	60	22	
3233E2		143	0	143	0%	2	20	-18	4679	0	4679	497	1102	-605	-11.45%	5,286	33	41%	8	335	99%	10%	0%	2%	34	11	
3233G1		207	0	207	0%	12	6	6	3954	0	3954	1473	842	631	18.99%	3,324	19	74%	5	183	96%	43%	3%	1%	32	11	
3233G2		132	1	133	100%	12	6	6	2789	3	2792	906	726	180	6.89%	2,612	21	51%	6	86	98%	8%	0%	3%	32	8	
		823	1	824	100%	43	58	-15	20145	3	20148	5470	4973	497	2.53%	19,654	24	57%	7	983	97%	23%	2%	2%	189	65	



District Health Assessment for Multiple District 3234 through June 2025

District Name	Status/ Number of Months in Status *	Clubs							Membership							Member Strength		Cancellation		Reports			Finance		Leadership		
		Active Clubs	Clubs in Status Quo	Total Clubs	% Status Quo Clubs in Financial Suspension	New Clubs	Cancelled Clubs	YTD Net Club Gain/ Loss	Current Members In Active Clubs	Current Members In Status Quo Clubs	Current Total Members Count	YTD Add	YTD Drop	YTD NetGrowth (includes Active and Status Quo)	YTD NetGrowth% (includes Active and Status Quo)	Member Count 12 Months Ago	Average Member Count Per Club	% of Clubs with less than 20 members	Average Cancelled Club Age	Members Lost Due to Cancelled Clubs	% of Clubs Reporting Service	% No MMR in 3 Months	% No Officer Report in 12 months	% of Clubs with balance 90+ days	Number of Zone Chairs Recorded	Number of Region Chairs Recorded	District Officers Vacancies **
3234D1		72	0	72	0%	3	12	-9	2370	0	2370	336	590	-254	-9.68%	2,624	33	25%	10	190	64%	14%	4%	1%	18	5	
3234D2		112	0	112	0%	3	14	-11	5113	0	5113	660	1270	-610	-10.66%	5,725	46	21%	14	298	72%	7%	1%	1%	20	6	
3234H1		112	0	112	0%	16	12	4	3468	0	3468	933	1014	-81	-2.28%	3,546	31	33%	7	216	96%	20%	1%	3%	26	9	
3234H2		111	2	113	100%	23	20	3	4438	44	4482	1254	869	385	9.40%	4,099	40	8%	4	237	93%	19%	0%	8%	27	8	
		407	2	409	100%	45	58	-13	15389	44	15433	3183	3743	-560	-3.50%	15,994	38	22%	8	941	83%	15%	1%	3%	91	28	




District Health Assessment for Multiple District 324 through June 2025

District Name	Status/ Number of Months in Status *	Clubs							Membership							Member Strength		Cancellation		Reports			Finance		Leadership		
		Active Clubs	Clubs in Status Quo	Total Clubs	% Status Quo Clubs in Financial Suspension	New Clubs	Cancelled Clubs	YTD Net Club Gain/Loss	Current Members In Active Clubs	Current Members In Status Quo Clubs	Current Total Members Count	YTD Add	YTD Drop	YTD NetGrowth (includes Active and Status Quo)	YTD NetGrowth% (includes Active and Status Quo)	Member Count 12 Months Ago	Average Member Count Per Club	% of Clubs with less than 20 members	Average Cancelled Club Age	Members Lost Due to Cancelled Clubs	% of Clubs Reporting Service	% No MMR in 3 Months	% No Officer Report in 12 months	% of Clubs with balance 90+ days	Number of Zone Chairs Recorded	Number of Region Chairs Recorded	District Officers Vacancies **
324 A		190	0	190	0%	21	10	11	5713	0	5713	1477	1358	119	2.13%	5,594	30	37%	5	228	54%	21%	2%	4%	35	10	
324 B		181	0	181	0%	11	12	-1	5691	0	5691	1286	1176	110	1.97%	5,583	31	33%	9	208	67%	25%	0%	10%	37	7	
324 C		123	0	123	0%	13	23	-10	4406	0	4406	1079	2449	-1370	-23.72%	5,790	36	22%	6	503	99%	11%	1%	1%	29	8	
324 D		68	0	68	0%	5	11	-6	1434	0	1434	327	599	-272	-15.94%	1,705	21	63%	4	226	26%	38%	12%	12%	0	0	
324 E		183	0	183	0%	20	10	10	7872	0	7872	1523	1090	433	5.82%	7,439	43	16%	7	189	99%	8%	0%	5%	39	12	
324 F		265	1	266	100%	22	20	2	10037	9	10046	1782	2275	-493	-4.68%	10,527	38	20%	5	362	90%	5%	0%	3%	88	20	
324 G		109	0	109	0%	7	11	-4	3223	0	3223	600	841	-241	-6.96%	3,463	30	34%	5	224	100%	16%	4%	0%	24	8	
324 H		100	0	100	0%	10	18	-8	2848	0	2848	618	926	-308	-9.76%	3,157	28	23%	4	362	86%	10%	0%	9%	28	8	
324 I		81	0	81	0%	6	1	5	2352	0	2352	463	407	56	2.44%	2,296	29	32%	4	7	100%	17%	0%	19%	21	6	
324 J		140	0	140	0%	10	18	-8	4234	0	4234	1090	1320	-230	-5.15%	4,472	30	36%	4	372	77%	19%	4%	11%	34	15	
324 K		60	0	60	0%	5	10	-5	1992	0	1992	518	541	-23	-1.14%	2,015	33	15%	10	228	87%	5%	0%	8%	10	5	
324 L		50	0	50	0%	12	0	12	1381	0	1381	436	160	276	24.98%	1,105	28	30%	0	0	94%	32%	0%	18%	6	3	
324 N	T(4)	43	0	43	0%	7	8	-1	1216	0	1216	462	645	-183	-13.08%	1,399	28	21%	2	360	14%	37%	0%	21%	2	2	GLT
324 M		174	0	174	0%	10	10	0	4694	0	4694	842	1041	-199	-4.07%	4,893	27	30%	14	191	85%	11%	0%	3%	27	9	
		1767	1	1768	100%	159	162	-3	57093	9	57102	12503	14828	-2325	-3.91%	59,438	32	29%	6	3,460	80%	15%	1%	7%	380	113	



District Health Assessment for Multiple District 324 through June 2025

	Clubs								Membership						Member Strength		Cancellation		Reports			Finance	Leadership				
	Status/ District Name	Number of Months in Status *	Active Clubs	Clubs in Status Quo	Total Clubs	% Status Quo in Financial Suspension	New Clubs	Cancelled Clubs	YTD Net Club Gain/ Loss	Current Members In Active Clubs	Current Members In Status Quo Clubs	Current Total Members Count	YTD Add	YTD Drop	YTD NetGrowth (includes Active and Status Quo)	YTD NetGrowth% (includes Active and Status Quo)	Member Count 12 Months Ago	Average Member Count Per Club	% of Clubs with less than 20 members	Average Cancelled Club Age	Members Lost Due to Cancelled Clubs	% of Clubs Reporting Service	% No MMR in 3 Months	% No Officer Report in 12 months	% of Clubs with balance 90+ days	Number of Zone Chairs Recorded	Number of Region Chairs Recorded

* - District Status: P - Provisional, T - Transitional.

** - District Officers Vacancies: DG - District Governor, 1st VDG - First Vice District Governor, 2nd VDG - Second Vice District Governor.